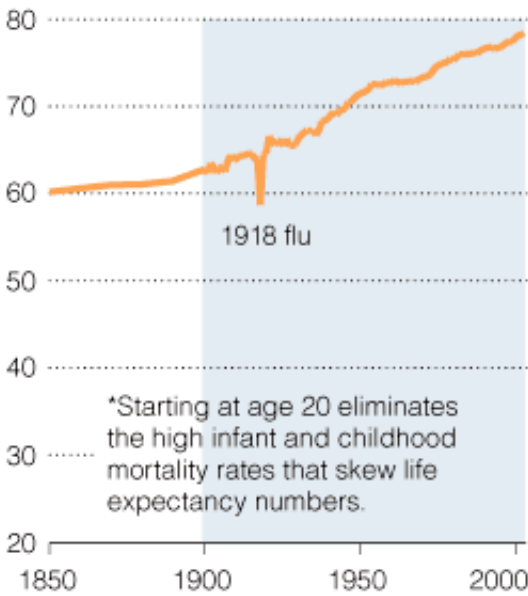


Longer Lives, Larger Bodies

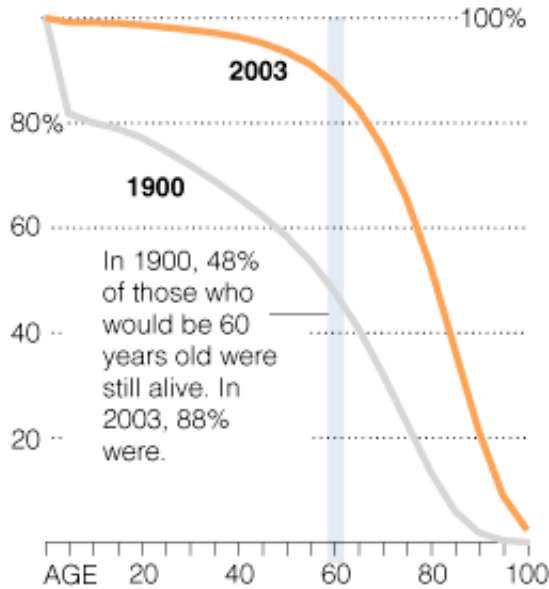
In little more than a century, Americans have undergone remarkable growth in longevity and form.

People Today Live Longer

LIFE EXPECTANCY FOR THOSE AGE 20*



PERCENT OF PEOPLE STILL LIVING AT EACH AGE



AVERAGE NUMBER OF YEARS LEFT TO LIVE BY AGE

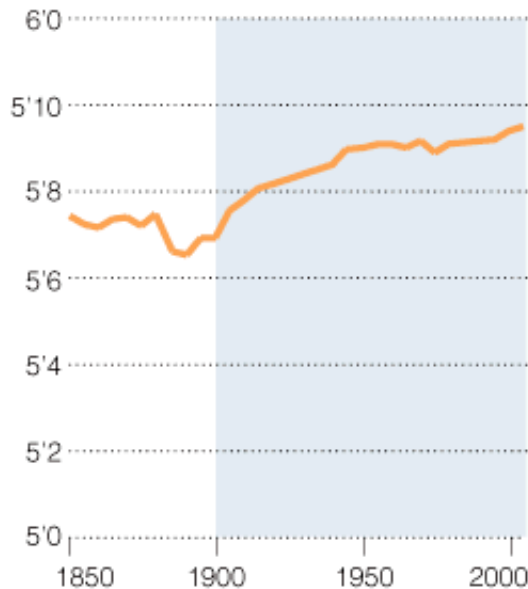


And They Look Different

AVERAGE ADULT MALE

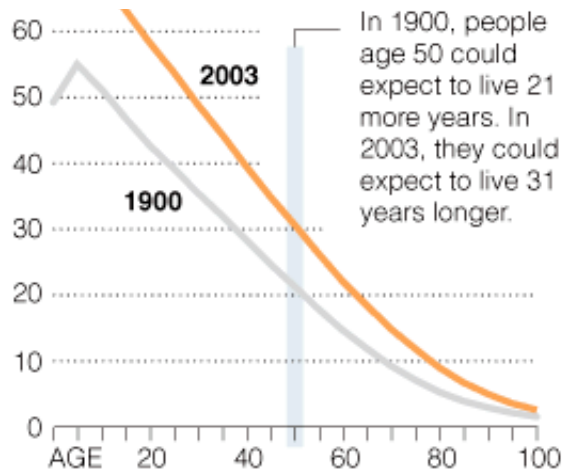


AVERAGE MALE ADULT HEIGHT

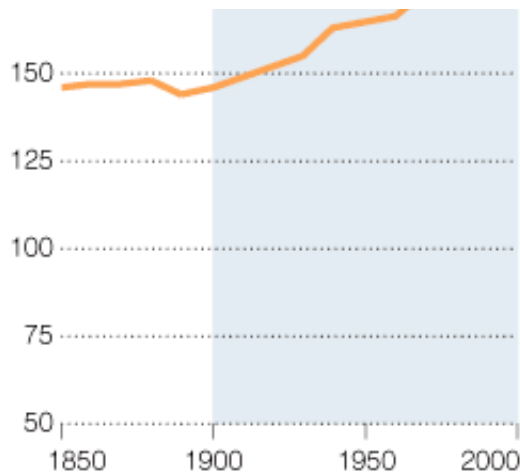


AVERAGE MALE ADULT WEIGHT





Life expectancy data before 1930 only from states that had full death registration systems. The data is for men and women combined.



Height and weight data before 1950 come from military enrollment numbers, and similar data for women do not exist.

Sources: National Center for Health Statistics; National Vital Statistics System; Dora Costa, M.I.T.; Richard H. Steckel, Ohio State University; Center on the Economics and Demography of Aging, University of California, Berkeley

The New York Times

Close Window

Copyright 2006 The New York Times Company